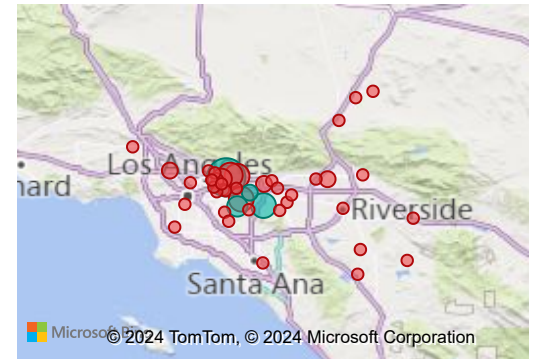




CALIFORNIA
ASSOCIATION
OF REALTORS®



ARCADIA
ASSOCIATION OF
REALTORS®



Arcadia Association
of REALTORS®

January 2024




Existing
SFR Sales

Existing SFR
Median
Price

Existing SFR
Median
Price/Sq. Ft.

Existing SFR
Median
Sales-to-List
Ratio (%)

Snapshot



73

\$952K

\$566

99.6%

YoY % Chg.



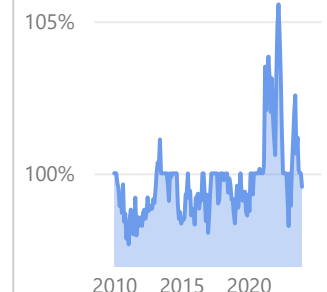
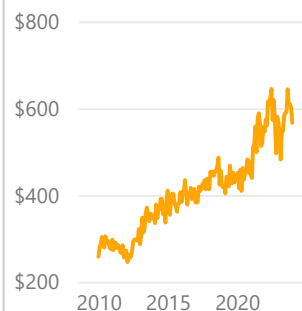
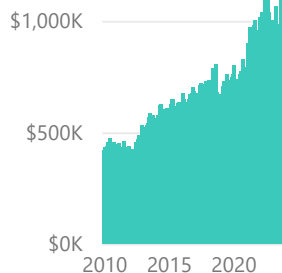
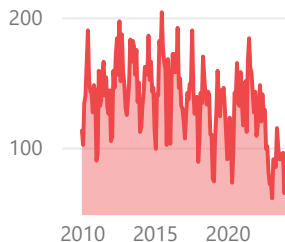

1.4%

-5.0%

0.0%
-0.2%

0.0%
1.3%

Trends



Definitions



Existing SFR Sales: Closed transactions of properties listed on various MLSs across the state during the current month for the selected geography and property characteristics.

Existing SFR Median Price: Median price of all closed sales listed on MLSs across the state during the current month for the selected geography and property characteristics.

Existing SFR Med. Price/Sq. Ft.: Median price per square foot of all closed sales listed on MLSs during the current month for the selected geography and property characteristics.

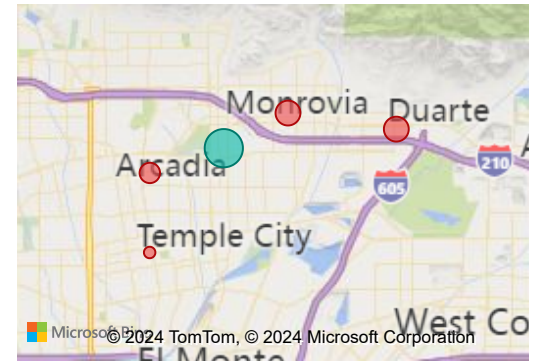
Existing SFR Med. Sales-to-List Ratio (%): Gap between selling and listing prices for homes sold on MLSs during the month for the selected area and property characteristics.



CALIFORNIA
ASSOCIATION
OF REALTORS®



ARCADIA
ASSOCIATION OF
REALTORS®



Arcadia, Bradbury, Duarte, Monrovia,
Sierra Madre & Temple City (Members)

January 2024




Existing
SFR Sales

Existing SFR
Median
Price

Existing SFR
Median
Price/Sq. Ft.

Existing SFR
Median
Sales-to-List
Ratio (%)

Snapshot



19

\$1,680K

\$650

98.1%

YoY % Chg.



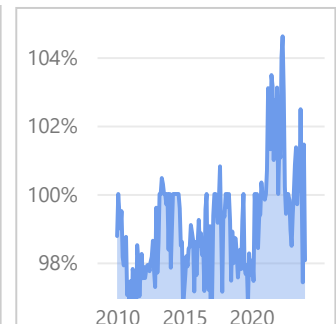
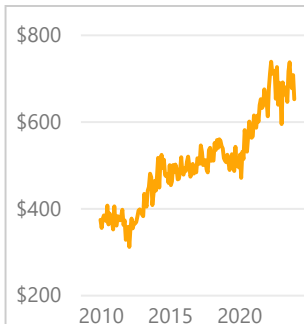
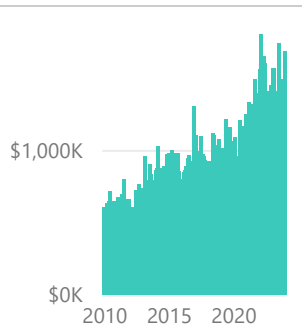
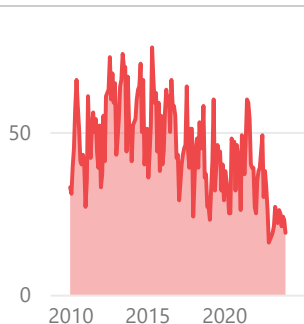

26.7%

34.4%

0.7%

-1.9%

Trends



Definitions



Existing SFR Sales: Closed transactions of properties listed on various MLSs across the state during the current month for the selected geography and property characteristics.

Existing SFR Median Price: Median price of all closed sales listed on MLSs across the state during the current month for the selected geography and property characteristics.

Existing SFR Med. Price/Sq. Ft.: Median price per square foot of all closed sales listed on MLSs during the current month for the selected geography and property characteristics.

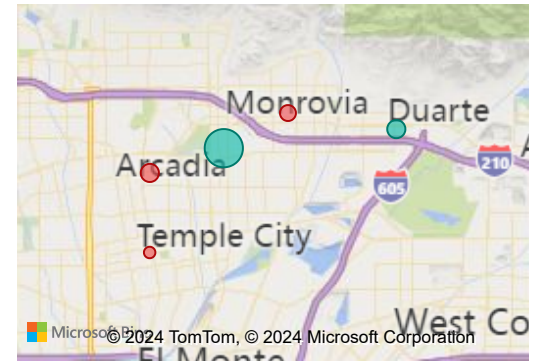
Existing SFR Med. Sales-to-List Ratio (%): Gap between selling and listing prices for homes sold on MLSs during the month for the selected area and property characteristics.



CALIFORNIA
ASSOCIATION
OF REALTORS®



ARCADIA
ASSOCIATION OF
REALTORS®



Arcadia, Bradbury, Duarte, Monrovia,
Sierra Madre & Temple City (All Boards)

January 2024




Existing
SFR Sales

Existing SFR
Median
Price

Existing SFR
Median
Price/Sq. Ft.

Existing SFR
Median
Sales-to-List
Ratio (%)

Snapshot



40

\$1,599K

\$707

98.2%

YoY % Chg.



8.1%

49.1%

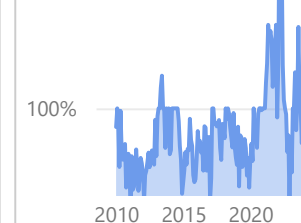
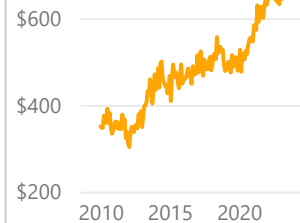
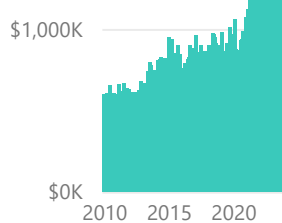
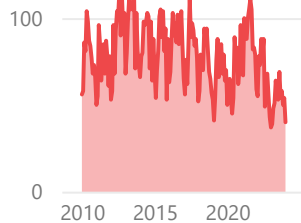

0.0%

7.3%

0.0%

-0.6%

Trends



Definitions



Existing SFR Sales: Closed transactions of properties listed on various MLSs across the state during the current month for the selected geography and property characteristics.

Existing SFR Median Price: Median price of all closed sales listed on MLSs across the state during the current month for the selected geography and property characteristics.

Existing SFR Med. Price/Sq. Ft.: Median price per square foot of all closed sales listed on MLSs during the current month for the selected geography and property characteristics.

Existing SFR Med. Sales-to-List Ratio (%): Gap between selling and listing prices for homes sold on MLSs during the month for the selected area and property characteristics.