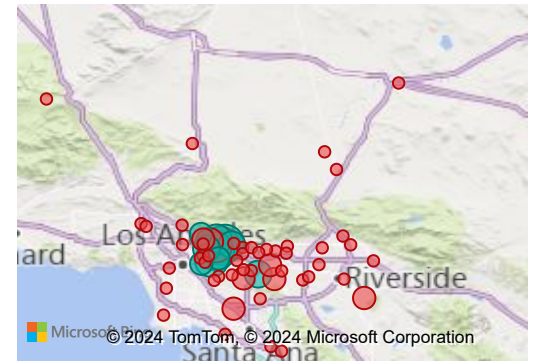




CALIFORNIA  
ASSOCIATION  
OF REALTORS®



ARCADIA  
ASSOCIATION OF  
REALTORS®




**Arcadia Association  
of REALTORS®**

August 2024



Snapshot



110

\$1,033K

\$616

100.2%

YoY % Chg.



20.9%

5.1%

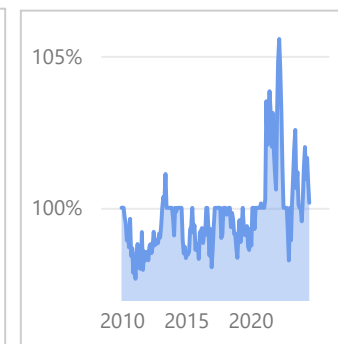
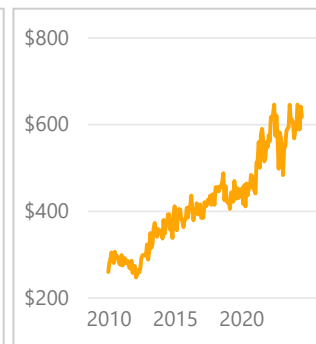
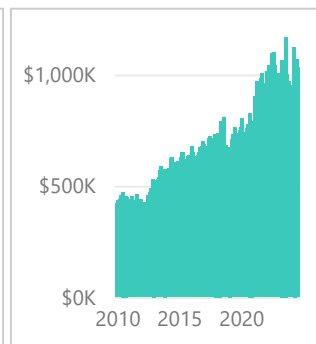
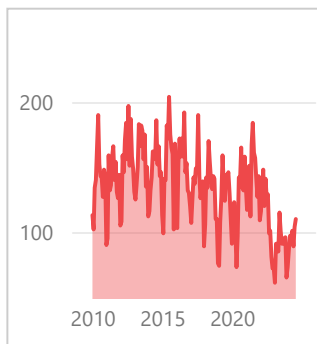
0.0%

4.2%

0.0%

-0.5%

Trends



Definitions



**Existing SFR Sales:** Closed transactions of properties listed on various MLSs across the state during the current month for the selected geography and property characteristics.

**Existing SFR Median Price:** Median price of all closed sales listed on MLSs across the state during the current month for the selected geography and property characteristics.

**Existing SFR Med. Price/Sq. Ft.:** Median price per square foot of all closed sales listed on MLSs during the current month for the selected geography and property characteristics.

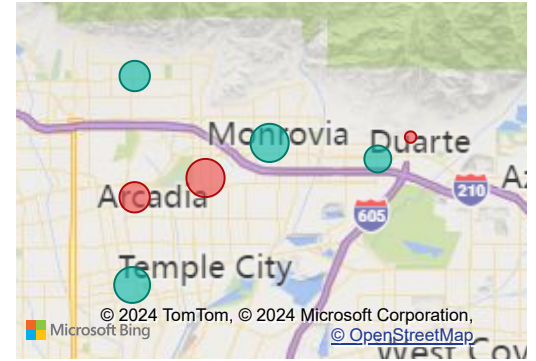
**Existing SFR Med. Sales-to-List Ratio (%):** Gap between selling and listing prices for homes sold on MLSs during the month for the selected area and property characteristics.



CALIFORNIA  
ASSOCIATION  
OF REALTORS®



ARCADIA  
ASSOCIATION OF  
REALTORS®




Arcadia, Bradbury, Duarte, Monrovia,  
Sierra Madre & Temple City (Members)

August 2024



Snapshot



Existing SFR Sales

32

Existing SFR Median Price

\$1,378K

Existing SFR Median Price/Sq. Ft.

\$684

Existing SFR Median Sales-to-List Ratio (%)

100.3%

YoY % Chg.



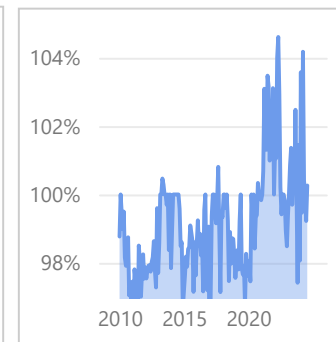
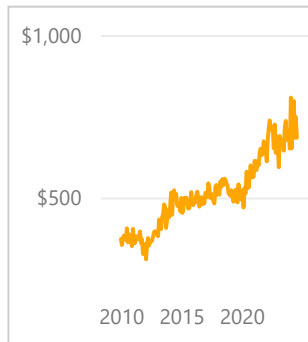
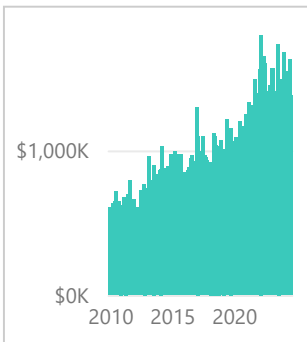
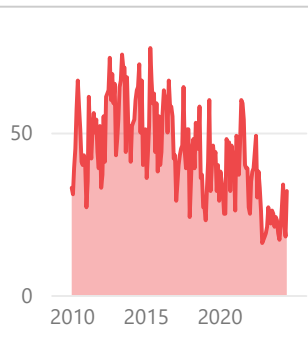

23.1%

-20.6%

-4.4%

0.2%

Trends



Definitions



**Existing SFR Sales:** Closed transactions of properties listed on various MLSs across the state during the current month for the selected geography and property characteristics.

**Existing SFR Median Price:** Median price of all closed sales listed on MLSs across the state during the current month for the selected geography and property characteristics.

**Existing SFR Med. Price/Sq. Ft.:** Median price per square foot of all closed sales listed on MLSs during the current month for the selected geography and property characteristics.

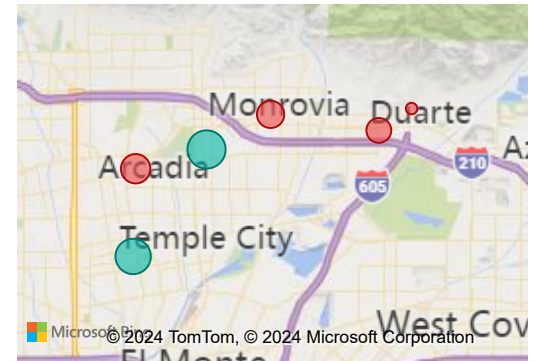
**Existing SFR Med. Sales-to-List Ratio (%):** Gap between selling and listing prices for homes sold on MLSs during the month for the selected area and property characteristics.



CALIFORNIA  
ASSOCIATION  
OF REALTORS®



ARCADIA  
ASSOCIATION OF  
REALTORS®




Arcadia, Bradbury, Duarte, Monrovia,  
Sierra Madre & Temple City (All Boards)

August 2024



Snapshot



Existing SFR Sales

63

Existing SFR Median Price

\$1,550K

Existing SFR Median Price/Sq. Ft.

\$723

Existing SFR Median Sales-to-List Ratio (%)

100.0%

YoY % Chg.



-8.7%

19.2%

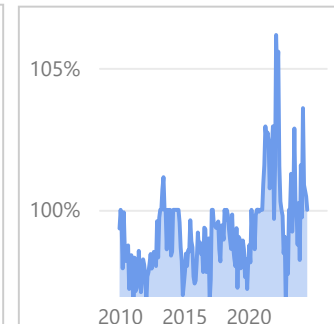
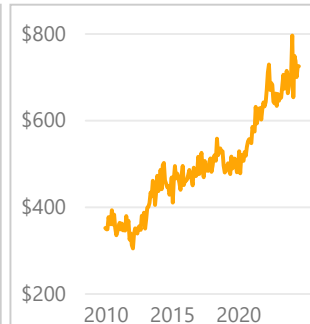
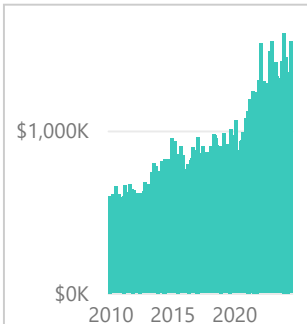
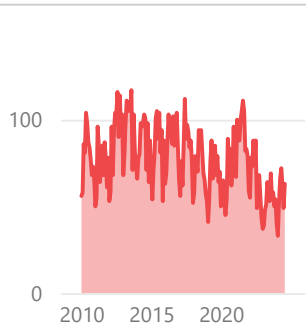
0.0%

6.0%


0.0%

-2.9%

Trends



Definitions



**Existing SFR Sales:** Closed transactions of properties listed on various MLSs across the state during the current month for the selected geography and property characteristics.

**Existing SFR Median Price:** Median price of all closed sales listed on MLSs across the state during the current month for the selected geography and property characteristics.

**Existing SFR Med. Price/Sq. Ft.:** Median price per square foot of all closed sales listed on MLSs during the current month for the selected geography and property characteristics.

**Existing SFR Med. Sales-to-List Ratio (%):** Gap between selling and listing prices for homes sold on MLSs during the month for the selected area and property characteristics.