



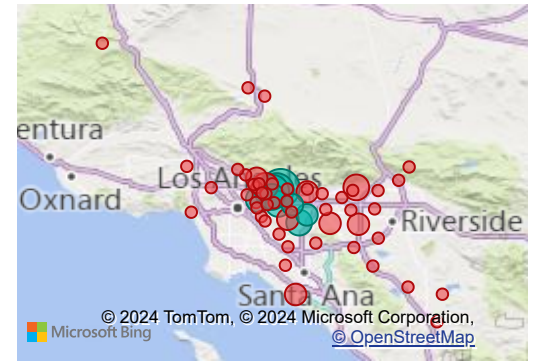
CALIFORNIA
ASSOCIATION
OF REALTORS®

Arcadia Association
of REALTORS®



ARCADIA
ASSOCIATION OF
REALTORS®

October 2024




Existing
SFR Sales

Existing SFR
Median
Price

Existing SFR
Median
Price/Sq. Ft.

Existing SFR
Median
Sales-to-List
Ratio (%)

Snapshot



98

\$1,053K

\$614

100.0%

YoY % Chg.



3.2%

5.5%

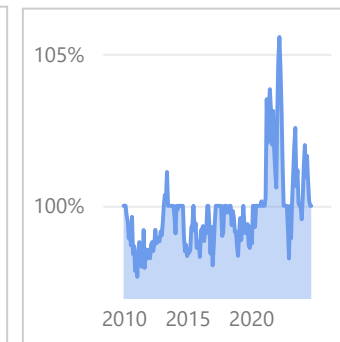
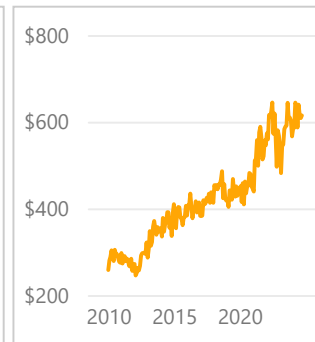
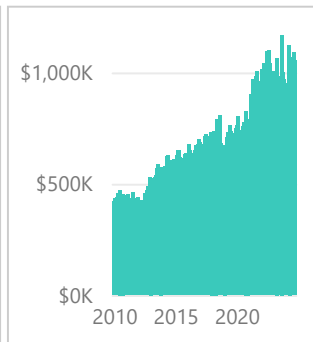
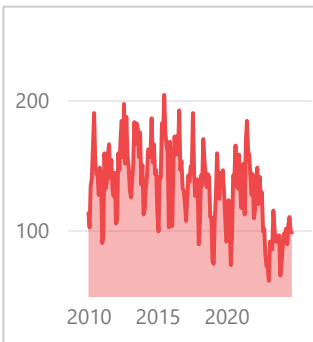

0.0%

1.3%

0.0%

-0.1%

Trends



Definitions



Existing SFR Sales: Closed transactions of properties listed on various MLSs across the state during the current month for the selected geography and property characteristics.

Existing SFR Median Price: Median price of all closed sales listed on MLSs across the state during the current month for the selected geography and property characteristics.

Existing SFR Med. Price/Sq. Ft.: Median price per square foot of all closed sales listed on MLSs during the current month for the selected geography and property characteristics.

Existing SFR Med. Sales-to-List Ratio (%): Gap between selling and listing prices for homes sold on MLSs during the month for the selected area and property characteristics.



CALIFORNIA
ASSOCIATION
OF REALTORS®



ARCADIA
ASSOCIATION OF
REALTORS®

⊗
Map and filled map visuals are disabled. To enable them, go to File > Options and settings > Options > Global > Security. [See details](#)

Arcadia, Bradbury, Duarte, Monrovia,
Sierra Madre & Temple City (Members)

October 2024


Existing
SFR Sales

Existing SFR
Median
Price

Existing SFR
Median
Price/Sq. Ft.

Existing SFR
Median
Sales-to-List
Ratio (%)

Snapshot



25

\$1,500K

\$757

100.0%

YoY % Chg.



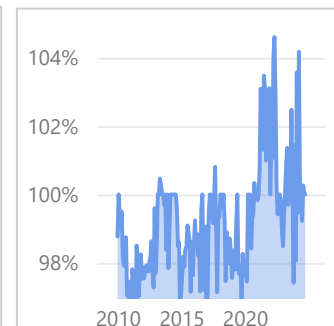
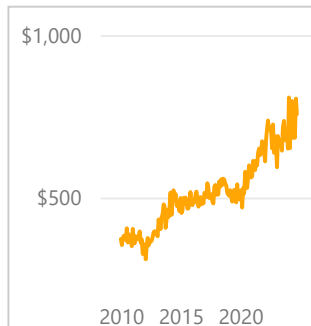
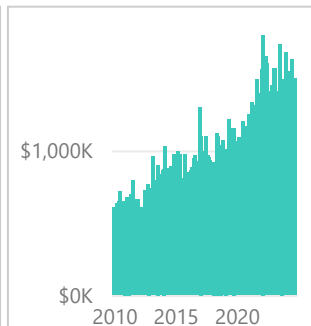
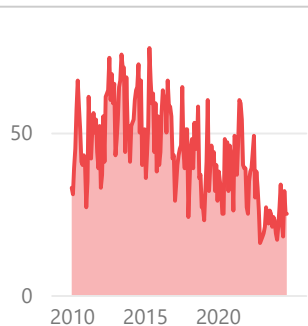
19.0%

11.1%

10.6%

-0.1%

Trends



Definitions



Existing SFR Sales: Closed transactions of properties listed on various MLSs across the state during the current month for the selected geography and property characteristics.

Existing SFR Median Price: Median price of all closed sales listed on MLSs across the state during the current month for the selected geography and property characteristics.

Existing SFR Med. Price/Sq. Ft.: Median price per square foot of all closed sales listed on MLSs during the current month for the selected geography and property characteristics.

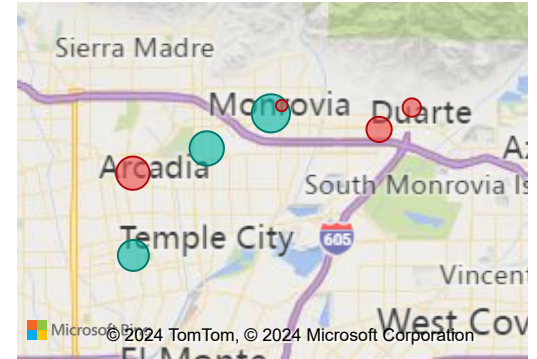
Existing SFR Med. Sales-to-List Ratio (%): Gap between selling and listing prices for homes sold on MLSs during the month for the selected area and property characteristics.



CALIFORNIA
ASSOCIATION
OF REALTORS®



ARCADIA
ASSOCIATION OF
REALTORS®




Arcadia, Bradbury, Duarte, Monrovia,
Sierra Madre & Temple City (All Boards)

October 2024



Snapshot



Existing
SFR Sales

56

Existing SFR
Median
Price

\$1,338K

Existing SFR
Median
Price/Sq. Ft.

\$744

Existing SFR
Median
Sales-to-List
Ratio (%)

100.0%

YoY % Chg.



-3.4%

1.4%

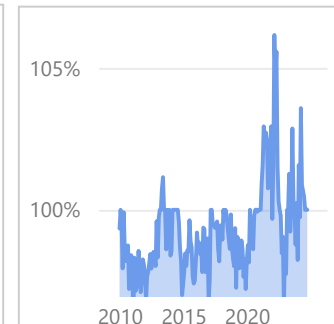
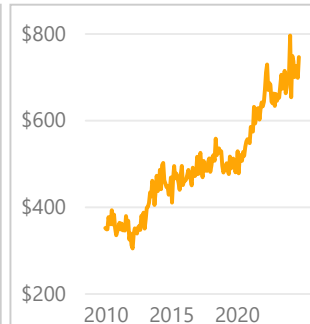
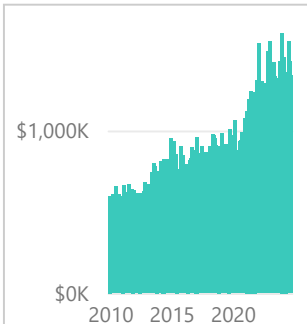
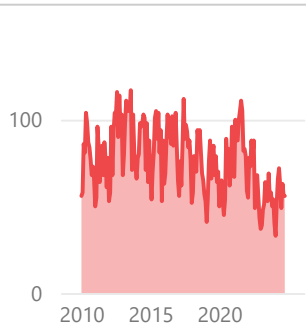

0.0%

12.6%

0.0%

-0.0%

Trends



Definitions



Existing SFR Sales: Closed transactions of properties listed on various MLSs across the state during the current month for the selected geography and property characteristics.

Existing SFR Median Price: Median price of all closed sales listed on MLSs across the state during the current month for the selected geography and property characteristics.

Existing SFR Med. Price/Sq. Ft.: Median price per square foot of all closed sales listed on MLSs during the current month for the selected geography and property characteristics.

Existing SFR Med. Sales-to-List Ratio (%): Gap between selling and listing prices for homes sold on MLSs during the month for the selected area and property characteristics.