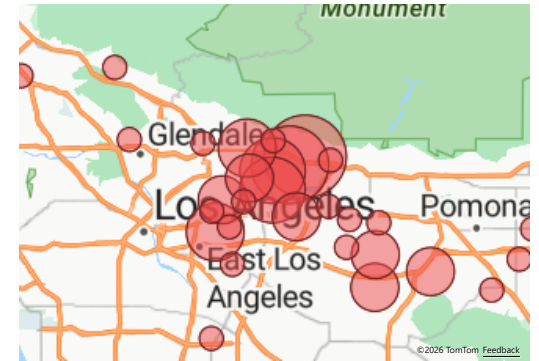




CALIFORNIA
ASSOCIATION
OF REALTORS®



ARCADIA
ASSOCIATION OF
REALTORS®




Arcadia Association
of REALTORS®

January 2026



Snapshot



Existing
SFR Sales

75

Existing SFR
Median
Price

\$990K

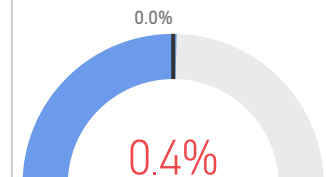
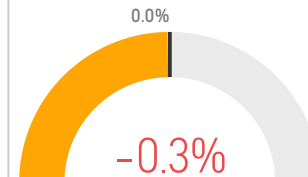
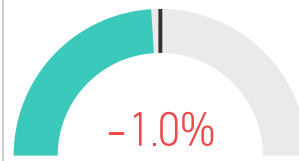
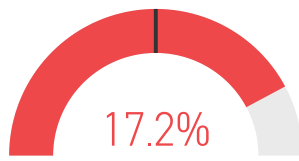
Existing SFR
Median
Price/Sq. Ft.

\$582

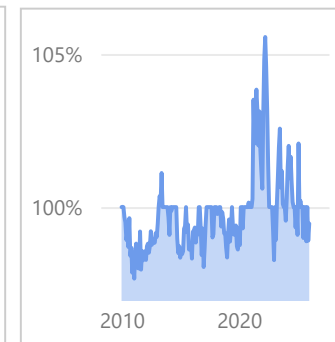
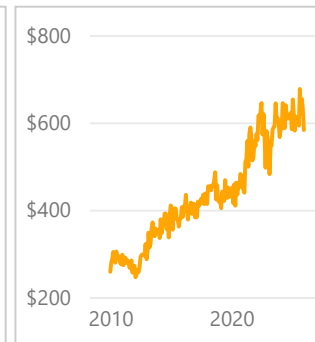
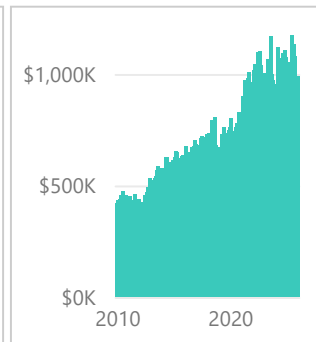
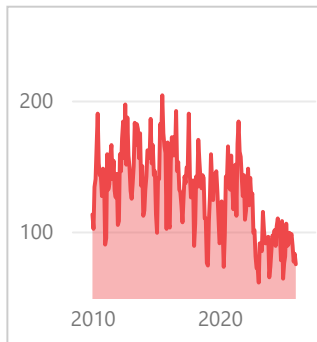

Existing SFR
Median
Sales-to-List
Ratio (%)

99.5%


YoY % Chg.



Trends



Definitions



Existing SFR Sales: Closed transactions of properties listed on various MLSs across the state during the current month for the selected geography and property characteristics.

Existing SFR Median Price: Median price of all closed sales listed on MLSs across the state during the current month for the selected geography and property characteristics.

Existing SFR Med. Price/Sq. Ft.: Median price per square foot of all closed sales listed on MLSs during the current month for the selected geography and property characteristics.

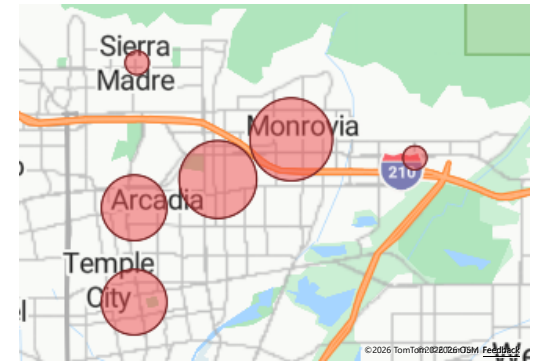
Existing SFR Med. Sales-to-List Ratio (%): Gap between selling and listing prices for homes sold on MLSs during the month for the selected area and property characteristics.



CALIFORNIA
ASSOCIATION
OF REALTORS®



ARCADIA
ASSOCIATION OF
REALTORS®




Arcadia, Bradbury, Duarte, Monrovia,
Sierra Madre & Temple City (Members)

January 2026



Snapshot



Existing
SFR Sales

23

Existing SFR
Median
Price

\$1,795K

Existing SFR
Median
Price/Sq. Ft.

\$649

Existing SFR
Median
Sales-to-List
Ratio (%)

95.9%

YoY % Chg.



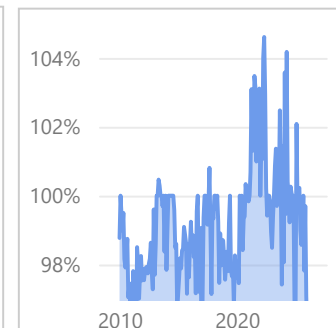
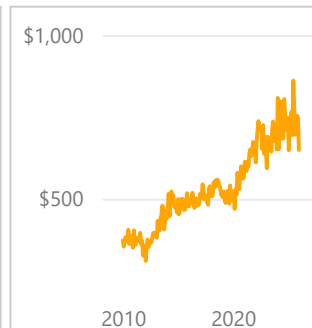
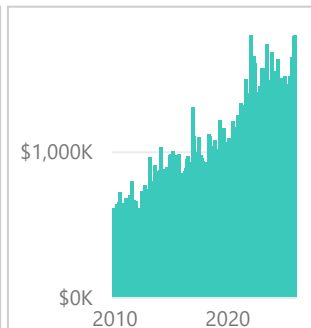
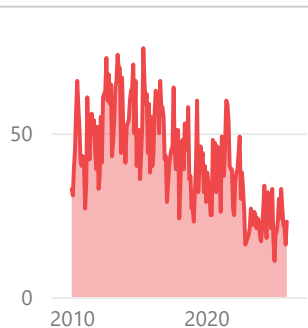

27.8%

26.0%

0.0%
-12.4%

0.0%
-0.6%

Trends



Definitions



Existing SFR Sales: Closed transactions of properties listed on various MLSs across the state during the current month for the selected geography and property characteristics.

Existing SFR Median Price: Median price of all closed sales listed on MLSs across the state during the current month for the selected geography and property characteristics.

Existing SFR Med. Price/Sq. Ft.: Median price per square foot of all closed sales listed on MLSs during the current month for the selected geography and property characteristics.

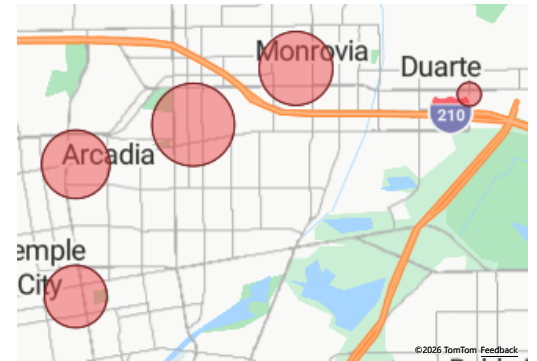
Existing SFR Med. Sales-to-List Ratio (%): Gap between selling and listing prices for homes sold on MLSs during the month for the selected area and property characteristics.



CALIFORNIA
ASSOCIATION
OF REALTORS®



ARCADIA
ASSOCIATION OF
REALTORS®




Arcadia, Bradbury, Duarte, Monrovia,
Sierra Madre & Temple City (All Boards)

January 2026



Snapshot



Existing
SFR Sales

39

Existing SFR
Median
Price

\$1,485K

Existing SFR
Median
Price/Sq. Ft.

\$688

Existing SFR
Median
Sales-to-List
Ratio (%)

97.0%

YoY % Chg.



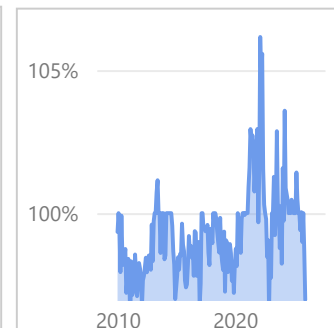
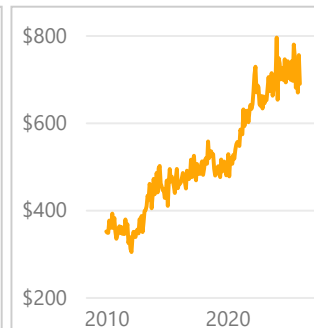
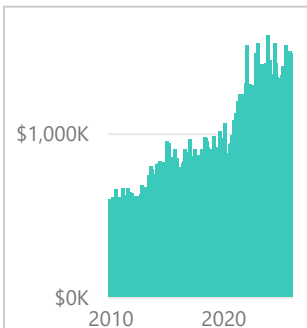
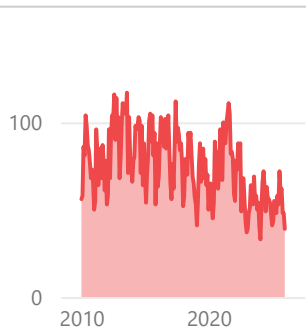

-2.5%

27.4%


0.0%
-7.1%

0.0%
-3.0%

Trends



Definitions



Existing SFR Sales: Closed transactions of properties listed on various MLSs across the state during the current month for the selected geography and property characteristics.

Existing SFR Median Price: Median price of all closed sales listed on MLSs across the state during the current month for the selected geography and property characteristics.

Existing SFR Med. Price/Sq. Ft.: Median price per square foot of all closed sales listed on MLSs during the current month for the selected geography and property characteristics.

Existing SFR Med. Sales-to-List Ratio (%): Gap between selling and listing prices for homes sold on MLSs during the month for the selected area and property characteristics.